

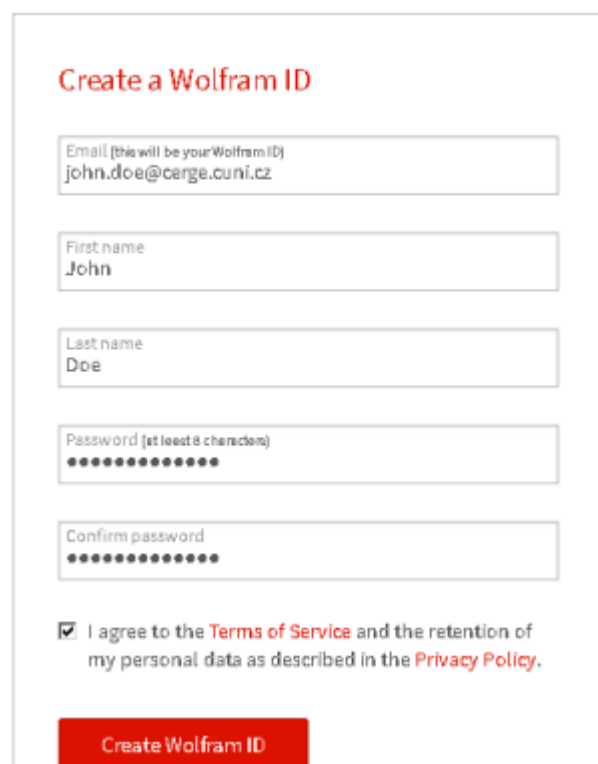
# Wolfram Mathematica

## Registration and installation

Go to: <http://user.wolfram.com>

A screenshot of the "Sign In" form on the Wolfram user interface. The form is enclosed in a light gray border. At the top left, the text "Sign In" is displayed in red. Below it is a text input field labeled "Email" with a small question mark icon on the right. Underneath the input field is a red button with the text "Continue" in white. Below the button, there is a link that says "Don't have a Wolfram ID? Create one." with a black checkmark pointing to the "Create one" text.

Do not use diacritics in name and surname

A screenshot of the "Create a Wolfram ID" form. The form is enclosed in a light gray border. At the top left, the text "Create a Wolfram ID" is displayed in red. Below it are several input fields: "Email (this will be your Wolfram ID)" with the example "john.doe@cerge.cuni.cz", "First name" with "John", "Last name" with "Doe", "Password (at least 8 characters)" with masked characters, and "Confirm password" with masked characters. Below these fields is a checkbox that is checked, followed by the text "I agree to the Terms of Service and the retention of my personal data as described in the Privacy Policy." At the bottom of the form is a red button with the text "Create Wolfram ID" in white.

Confirm verification link sent to your email address

Go to the activation key request form:

\* Choose appropriate department \* Name your computer (machine name) \* Choose MAThematica for Sites \* Choose proper version

<https://user.wolfram.com/portal/requestAK/74282da95e2c1316b6fb97b505b6db2ddc740560>

## Wolfram Activation Key Request Form

Univerzita Karlova v Praze

### Enter your contact information

NOTE: Please fill out this form in English, with English characters only (no umlauts, accents, or other special characters).

First Name\*

John

Last Name\*

Doe

Email\*

john.doe@cerge.cuni.cz

Department\*

Economics

Notes/Machine Name

PC-JOHN-DOE

### Select a product

Product

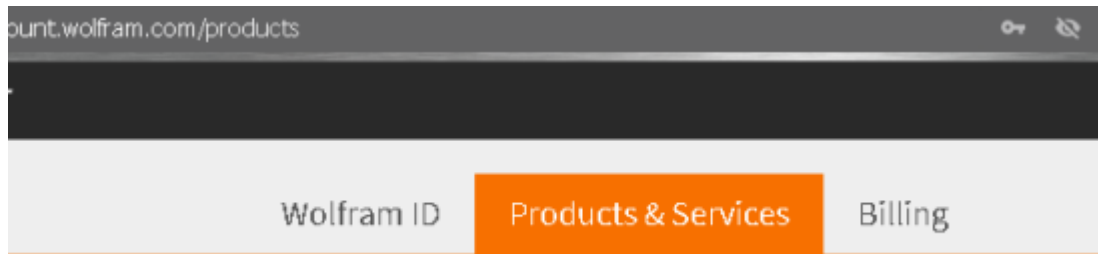
Mathematica for Sites (Single Machine)

Version

12.2.0.0

Submit

Go to the **User Portal**



## Products & Services

This is where information about your subscription products will appear. If you have desktop-only products, you can access them in the **User Portal**.




Go to the registration form

## WOLFRAM USER PORTAL

**My Products and Services** | About Portal

### There Are No Products Currently Associated with Your Wolfram ID

Were you expecting to see products here? Follow these steps to find your products.




**STEP 1: Is your Wolfram ID validated?**  
The Portal will only display your products if your Wolfram ID is validated. Go to your **account** to verify that your Wolfram ID is validated.

**STEP 2: Is your product registered?**  
Only registered products will appear in your Portal. Complete the **registration form** to add your product.

**STEP 3: Was your product registered to another email address?**  
Your product may be registered to a different email address than your Wolfram ID. Go to your **account** to add all of your email addresses to your Wolfram ID profile.

To manage your subscription products or credits, go to **Wolfram Account** »



From:  
<https://itinfo.cerge-ei.cz/> - **CERGE-EI Infrastructure Services**

Permanent link:  
[https://itinfo.cerge-ei.cz/doku.php?id=public:sw\\_install:mathematica&rev=1616151332](https://itinfo.cerge-ei.cz/doku.php?id=public:sw_install:mathematica&rev=1616151332)

Last update: **2021-03-19 10:55**

