

Webmail

users generally can...

- Manage Out-of-Office message via webmail (and turn this feature on and off)
- Check mailbox size and available/remaining space

Webmail Links

User must be aware whether his/her mailbox is at Kerio mailserv or Zimbra mailserv

CERGE-EI Webmail - Kerio <https://mbox.cerge-ei.cz/>

(login with your username)

CERGE-EI Webmail Zimbra <https://mail.cerge-ei.cz/>

(login with your username or with email address)

Out Of Office

Zimbra

- Log into the webmail interface <https://mail.cerge-ei.cz/>
- Go to the **Preferences** tab
- Go to the **Out of Office** item (in the left pane)
- **Manage** your Out of Office settings
- Click **Save** button (top left corner)

- and... **DO NOT FORGET** to turn Out of Office off when you are back in track



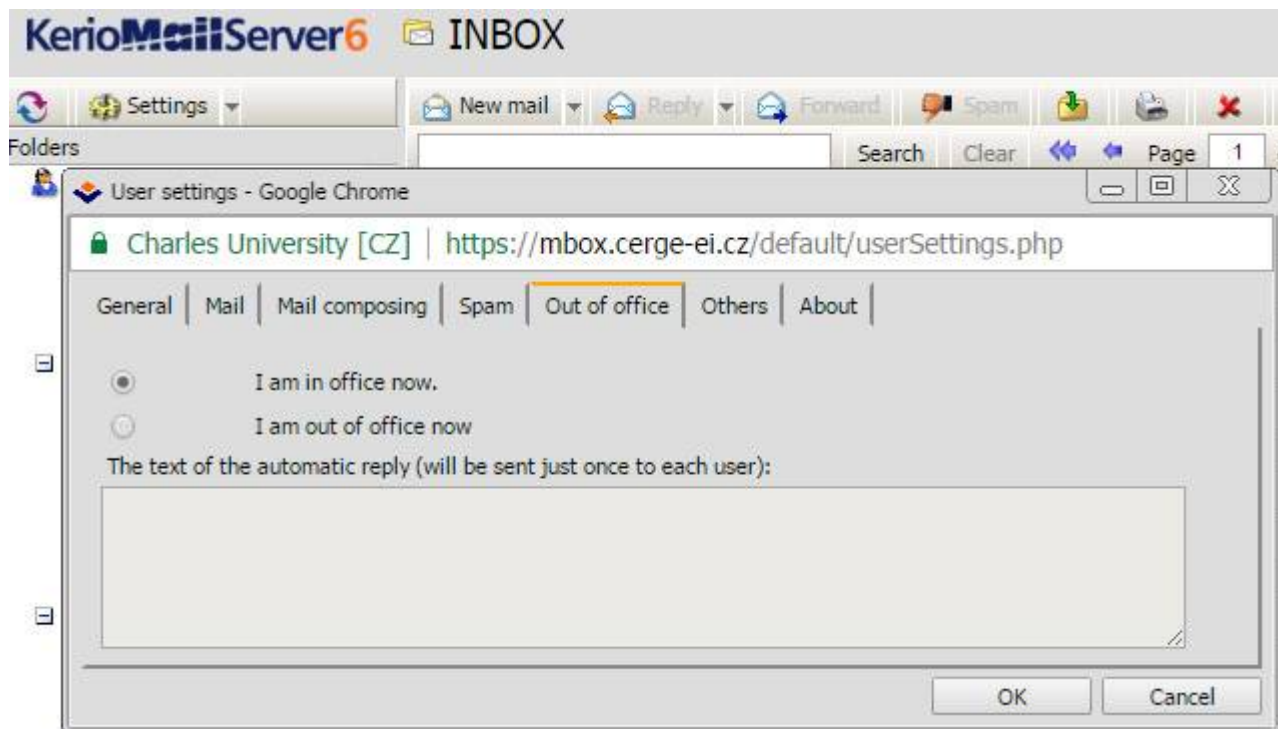
Kerio

- log into the webmail interface <https://mbox.cerge-ei.cz/>
- Go to the **Settings** (top left button)
- Select **Out of office** tab
- **Manage** your Out of Office settings
- Click **OK** button * and... **DO NOT FORGET** to turn Out of Office off when you are back in track

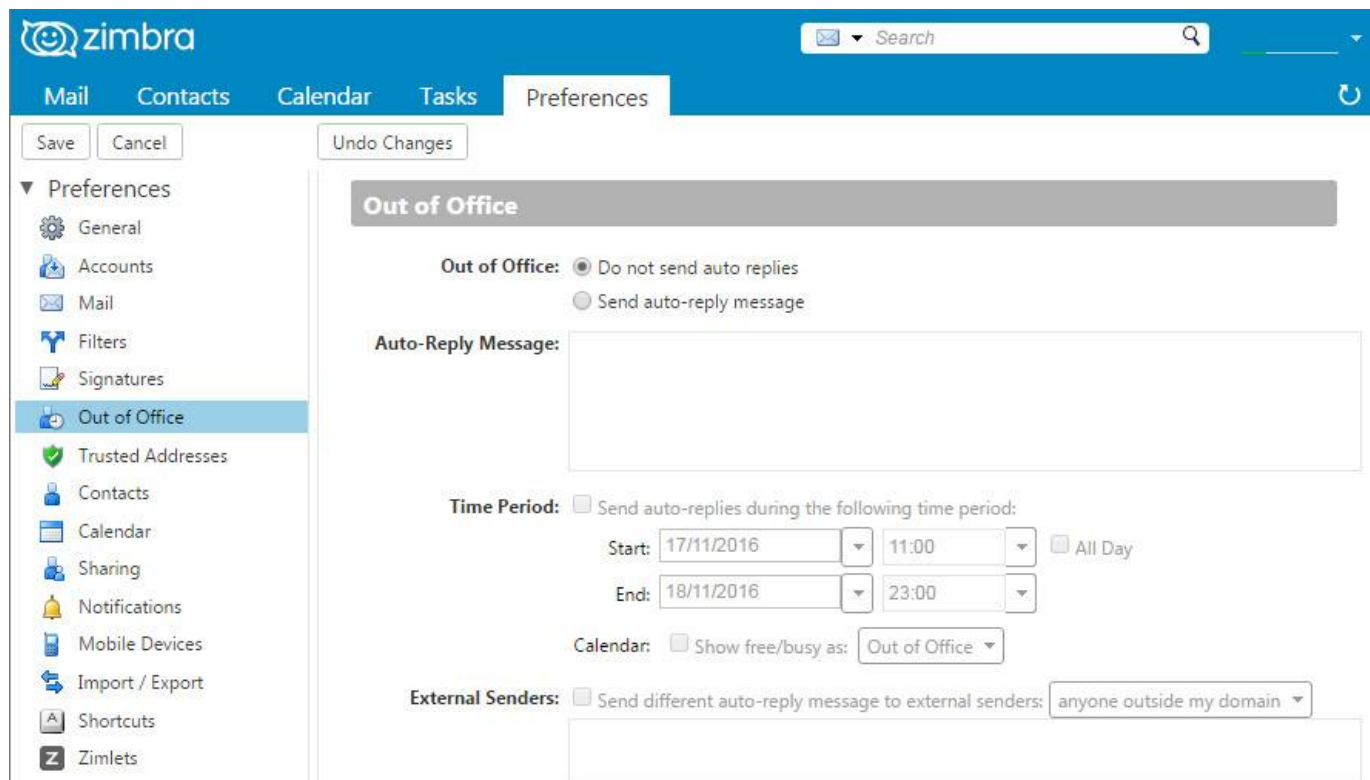


Screenshots of Kerio and Zimbra Out of Office dialogs

Kerio Mailserver



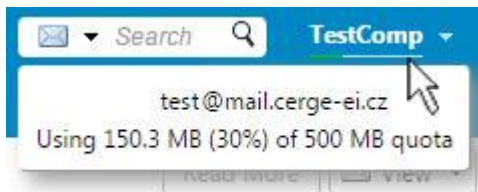
Zimba Mailserver



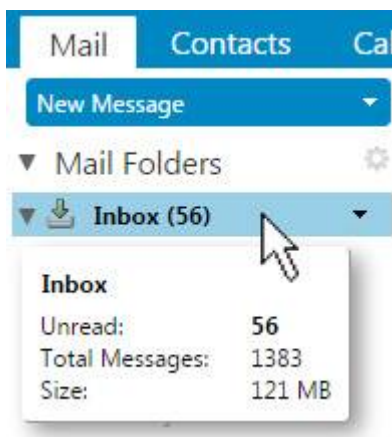
Mailbox Size Check

Zimbra

You can check total occupied mailbox space if your point mouse pointer to line under your mailbox name in top right corner

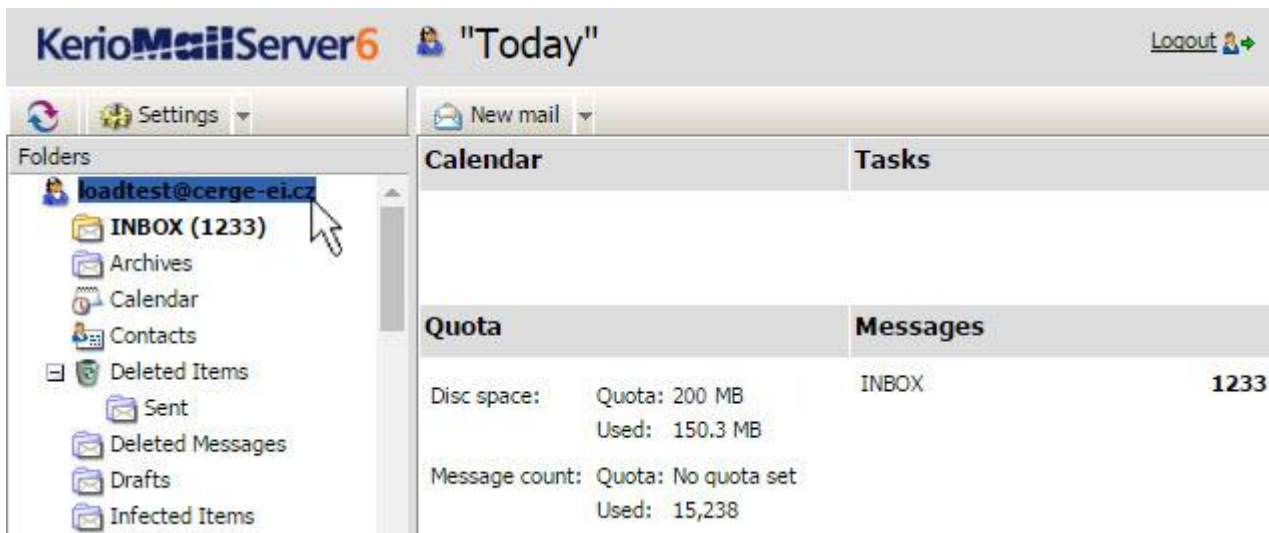


You can check size of each folder by pointing mouse pointer at the respective folder name



Kerio

You can check total occupied mailbox space and your quota if your click at the mailbox name



From: <https://itinfo.cerge-ei.cz/> - **CERGE-EI Infrastructure Services**

Permanent link: <https://itinfo.cerge-ei.cz/doku.php?id=public:emai:webmail&rev=1484084681>

Last update: **2017-01-10 21:44**



